

## CATALOGUE COMPOSITIONS

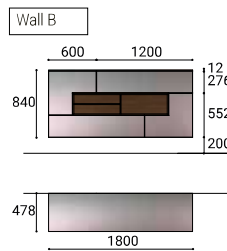
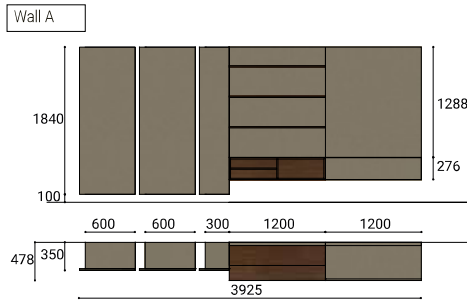
Prices of compositions do not include light system

The basic prices are calculated in Melamine finish, Melamine plain doors, Strema Lacquered units

### DAY 1 composition



Wall A	Qty	Description	Basic prices	Prices as in the photo
L2CS3193D	2	WALL U.SIPAR.RH W.600 H.1840 D.350 Ant	1074	1644
L2CS3191D	1	WALL U.SIPAR.RH W.300 H.1840 D.350 Ant	467	663
L2K04493	1	WALL U.STREMA W.1200 H.276x480 Open LH	564	936
L2B4025JA	1	HANG.BASE U.A1201 H. 276 D.478 Dr-d.door Wood	415	569
L2K02790	1,28	SIDE PROFILE W.10 H.3000	123	150
L2K02714	3	SHELF HORIZ. BOIS. W.1180	117	117
L2K02824	2	HORIZ. BOISERIE W.1200 H.368x18	66	104
L2K02814	2	HORIZ. BOISERIE W.1200 H.276x18	66	94
L2K02894	1	HORIZ. BOISERIE W.1200 H.1288x18	80	143
L2K02749	2	LOW/UPP BOISERIE PROFILE W.2400	254	254
L2K02764	3	CENTRAL BOISERIE PROFILE W.1200	387	387
<b>TOTAL</b>			<b>3613</b>	<b>5.061</b>

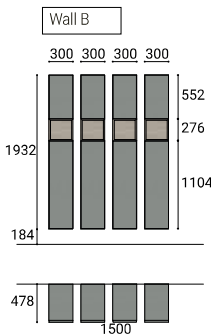
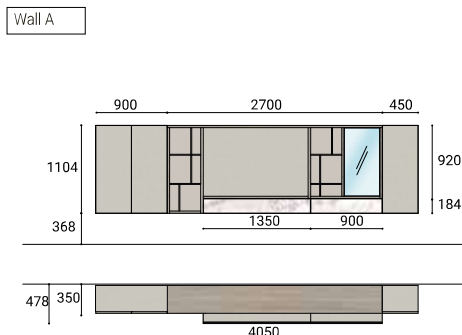


Exclusief BTW en montage. Afhaling magazijn Limburg. NU MET 10% KORTING

### DAY 2 composition



Wall A	Qty	Description	Basic prices	Prices as in the photo
L2C3112HA	1	WALL U. A W. 450 H.1104 D.350 Wood.door	318	459
L2K05118D	1	WALL U. URBE TV+RASTER+GLASS W.2700 RH	1567	1658
L2C3114HA	1	WALL U. A W. 900 H.1104 D.350 Wood.door	445	669
L2E4016E	1	HANG.BASE U.C1350 H. 184 D.478 Draw	574	501
L2E4014E	1	HANG.BASE U.C 900 H. 184 D.478 Draw	379	333
L2M01137	1	GLASS DRAW. 12+4 W.1347 H.180 D.422	-	307
L2M01133	1	GLASS DRAW. 12+4 W. 897 H.180 D.422	-	212
<b>TOTAL</b>			<b>3.283</b>	<b>4.139</b>
Wall B	Qty	Description	Basic prices	Prices as in the photo
L2C4051HB	4	WALL U. B W. 300 H. 552 D.478 Wood.door	924	1252
L2K00210	4	WALL U.CUBE W.300 H.276 D.478 Th12	580	580
L2C4111HB	4	WALL U. B W. 300 H.1104 D.478 Wood.door	1284	1836
<b>TOTAL</b>			<b>2.788</b>	<b>3.668</b>



Exclusief BTW en montage. Afhaling magazijn Limburg. NU MET 10% KORTING

## CATALOGUE COMPOSITIONS

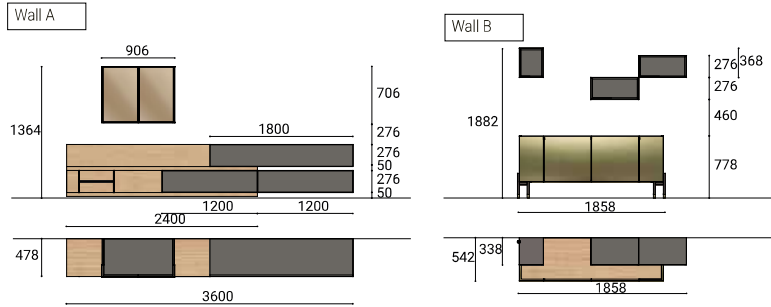
Prices of compositions do not include light system

The basic prices are calculated in Melamine finish, Melamine plain doors, Strema Lacquered units

### DAY 3 composition



Q.ty	Description	Basic prices	Prices as in the photo
<b>Wall A</b>			
1	BOX TEKA WALL UNIT W.869 H.706	1416	1532
1	HANG.BASE U.A1801 H. 276 D.478 Dr-d.door Wood	562	780
1	BASE A W.1201 H. 276 D.478 Draw	379	533
1	HANG.BASE U.A1201 H. 276 D.478 Draw	403	557
1	PLAT.PALLADE+FOOT W.2400 H.50 D.483	231	231
1	SPACER PALLADE H.276 D.400x450	75	112
1	BOISERIE Th.18 W.1800 H.276	138	138
1	CONS/UPP PALLADE W.2400 D.483 Th.50	359	359
1	BACK PANEL PALLADE W.1200 H.276x18	44	44
<b>TOTAL</b>		<b>3.607</b>	<b>4.286</b>
<b>Wall B</b>			
1	SIDEBOARD PIEGA W.1808 H.575 D.542	1152	1598
1	BASE GINKO SIDEB. 1800 H.204 D.542	314	374
2	WALL U.CUBE W.600 H.276 D.350 Th12	316	428
1	WALL U.CUBE W.300 H.368 D.350 Th12	150	192
<b>TOTAL</b>		<b>1.932</b>	<b>2.592</b>

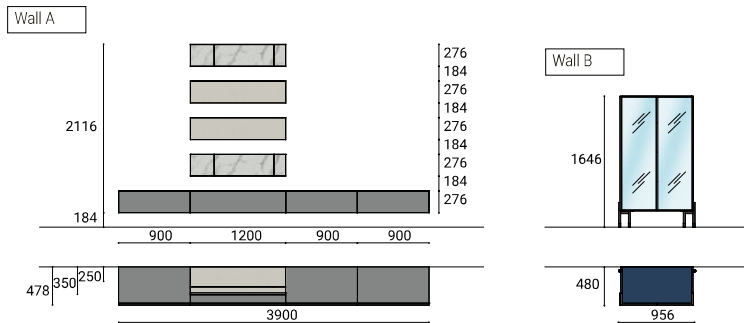


Exclusief BTW en montage. Afhaling magazijn Limburg. NU MET 10% KORTING

### DAY 4 composition



Q.ty	Description	Basic prices	Prices as in the photo
<b>Wall A</b>			
3	HANG.BASE U.A 901 H. 276 D.478 Dr-d.door Wood	942	1743
1	HANG.BASE U.A1201 H. 276 D.478 Dr-d.door Wood	415	739
2	WALL U.LANNY MET. W.1200 H.276 RH	858	1100
1	WALL U. C W.1200 H. 276 D.350 Lift-up Wood	480	602
1	WALL U. C W.1200 H. 276 D.350 Dr-d.door Wood	480	602
<b>TOTAL</b>		<b>3175</b>	<b>4786</b>
<b>Wall B</b>			
1	SIDEBOARD TEKA W. 902 h.1442 D.478	1.797	1976
1	BASE GINKO SIDEB. 900 H.204 D.478	290	350
<b>TOTAL</b>		<b>2.087</b>	<b>2.326</b>



Exclusief BTW en montage. Afhaling magazijn Limburg. NU MET 10% KORTING

## CATALOGUE COMPOSITIONS

Prices of compositions do not include light system

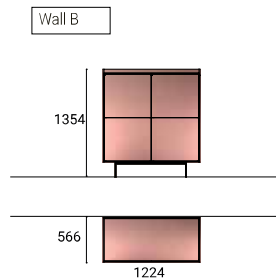
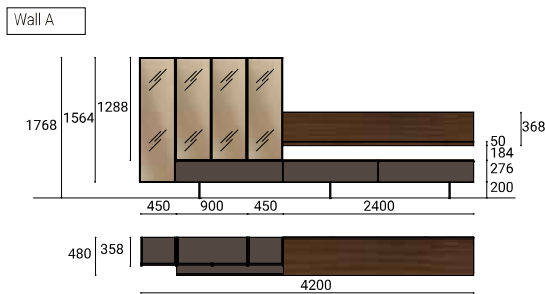
The basic prices are calculated in Melamine finish, Melamine plain doors, Strema Lacquered units

### DAY 5 composition



Wall A	Qty	Description	Basic prices	Prices as in the photo
L2A4026EA	1	BASE A W.1351 H. 276 D.478 Draw	546	716
L2A4025EA	2	BASE A W.1201 H. 276 D.478 Draw	916	1.224
L2K00681	1	CONSOLE W/BACK W.2400 D.483 H.368	495	495
L2C3162PB	1	WALL U. B W. 450 H.1564 D.350 Door Gla	855	1.137
L2C3132PB	3	WALL U. B W. 450 H.1288 D.350 Door Gla	2.241	2.925
L2L00162	1	BASE PERO W. 1350	360	360
L2L00161	2	BASE PERO W. 1200	586	586
<b>TOTAL</b>			<b>5.999</b>	<b>7.443</b>
Wall B	Qty	Description	Basic prices	Prices as in the photo
L2L50353	1	SIDEBOARD TRAY W.1226 H.1162 D.566	1.196	2.083
L2L00221	1	BASE KAKO SIDEB. 1200 H.204 D.542	349	572
<b>TOTAL</b>			<b>1.545</b>	<b>2.655</b>

Exclusief BTW en montage. Afhaling magazijn Limburg.  
NU MET 10% KORTING

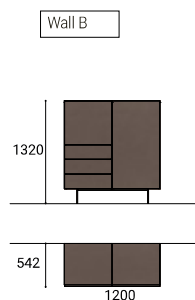
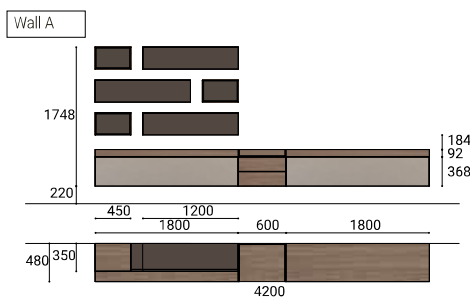


### DAY 6 composition



Wall A	Qty	Description	Basic prices	Prices as in the photo
L2B4038FB	1	HANG.BASE U.B.1800 H. 368 D.478 DRAW	599	599
L2B4033EB	1	HANG.BASE U.B 600 H. 368 D.478 Draw	388	388
L2B4038JB	1	HANG.BASE U.B.1800 H. 368 D. 478 Dr-d.door Wood	588	588
L2M01275	1	TOP TH.92mm W.1802 D.483	169	169
L2K00012	1	FOLDING TRAY W.600 H.92 D.483	107	107
L2M01275	1	TOP TH.92mm W.1802 D.483	169	169
L2F3022D	3	WALL U. C W. 450 H. 276 D.350 Open	579	651
L2C3025KA	1	WALL U. A W.1201 H. 276 D.350 Lift-up Wood	375	494
L2C3025JA	2	WALL U. A W.1201 H. 276 D.350 Dr-d.door Wood	756	994
<b>TOTAL</b>			<b>3.730</b>	<b>4.159</b>
Wall B	Qty	Description	Basic prices	Prices as in the photo
L2L50101	1	SIDEBOARD MODULO W.1202 H.1116 D.547	1.193	1.193
L2L00221	1	BASE KAKO SIDEB. 1200 H.204 D.542	370	370
<b>TOTAL</b>			<b>1.563</b>	<b>1.563</b>

Exclusief BTW en montage. Afhaling magazijn Limburg.  
NU MET 10% KORTING

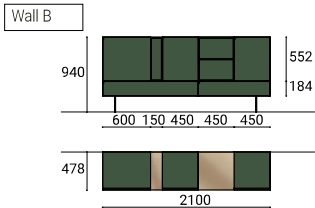
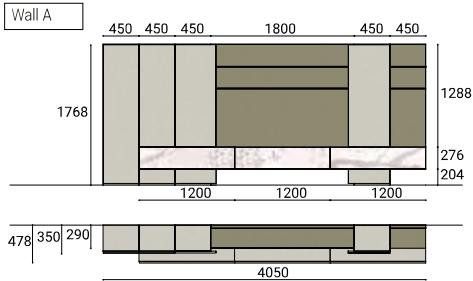


## CATALOGUE COMPOSITIONS

Prices of compositions do not include light system

The basic prices are calculated in Melamine finish, Melamine plain doors, Strema Lacquered units

### DAY 7 composition

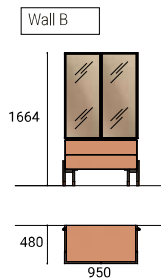
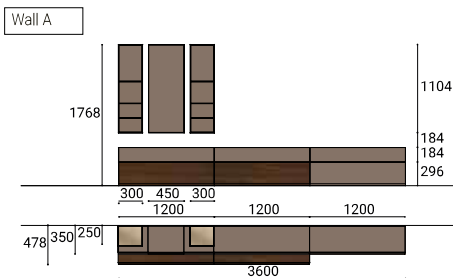


Wall A	Q.ty	Description	Basic prices	Prices as in the photo
L2A3182HB	1	BASE B W. 450 H.1748 D.350 Wood.door	446	664
L2C3132HB	1	WALL U. B W. 450 H.1288 D.350 Wood.door	340	499
L2CS3132S	1	WALL U.SIPAR.LH W.450 H.1288 D.350 Ant	340	506
L2K02717	2	SHELF HORIZ. BOIS. W.1780	114	194
L2K02711	2	SHELF HORIZ. BOIS. W.430	52	72
L2K02741	1	LOW/UPP BOISERIE PROFILE W.450	36	36
L2K02747	1	LOW/UPP BOISERIE PROFILE W.1800	101	101
L2K02767	2	CENTRAL BOISERIE PROFILE W.1800	374	374
L2K02761	2	CENTRAL BOISERIE PROFILE W.450	104	104
L2K02790	1,29	SIDE PROFILE W.10 H.3000	123	150
L2K02867	1	HORIZ. BOISERIE W.1800 H.736x18	71	126
L2K02817	2	HORIZ. BOISERIE W.1800 H.276x18	88	130
L2K02861	1	HORIZ. BOISERIE W.450 H.736x18	27	40
L2K02811	2	HORIZ. BOISERIE W.450 H.276x18	40	50
L2E4025E	3	HANG.BASE U.C1200 H. 276 D.478 Draw	1.653	1.437
L2A3012EB	1	BASE B W. 450 H. 184 D.350 Draw	193	236
L2AS3015S	1	BAS.SIPAR.LH W.450 H. 184 D.350 Draw	209	252
L2AS3015D	1	BAS.SIPAR.RH W.450 H. 184 D.350 Draw	209	252
L2K02741	1	LOW/UPP BOISERIE PROFILE W.450	36	36
L2K02747	1	LOW/UPP BOISERIE PROFILE W.1800	101	101
L2CS3132D	1	WALL U.SIPAR.RH W.450 H.1288 D.350 Ant	340	506
L2M01146	3	GLASS DRAW. 12+4 W.1197 H.272 D.422	-	1.029
<b>TOTAL</b>			<b>4.997</b>	<b>6.895</b>

Wall B	Q.ty	Description	Basic prices	Prices as in the photo
L2L40053	1	SIDEBOARD MODULO W.2103 H.736 D.478	2.896	4.123
L2L00167	1	BASE PERO SIDEB. 2100 H.204 D.478	417	417
<b>TOTAL</b>			<b>3.313</b>	<b>4.540</b>

Exclusief BTW en montage. Afhaling magazijn Limburg. NU MET 10% KORTING

### DAY 8 composition



Wall A	Q.ty	Description	Basic prices	Prices as in the photo
L2K04916	2	VIDRO WALL UNIT W.300 H.1104 D.250	2.120	2.120
L2C3112HA	1	WALL U. A W. 451 H.1104 D.350 Wood.door	318	459
L2D3015E	3	BASE C W.1200 H. 184 D.350 Draw	1.365	1.665
L2D3025E	1	BASE C W.1200 H. 276 D.350 Draw	485	607
L2D4025E	2	BASE C W.1200 H. 276 D.478 Draw	1.054	1.054
L2M01785	3	SPACERS TH.12 W. 1187	117	117
<b>TOTAL</b>			<b>5.459</b>	<b>6.022</b>

Wall B	Q.ty	Description	Basic prices	Prices as in the photo
L2L40653	1	SIDEBOARD TEKA W. 902 h.1460 D.478	2.078	2.387
L2L00150	1	BASE GINKO SIDEB. 900 H.204 D.478	290	350
<b>TOTAL</b>			<b>2.368</b>	<b>2.737</b>

Exclusief BTW en montage. Afhaling magazijn Limburg. NU MET 10% KORTING

## CATALOGUE COMPOSITIONS

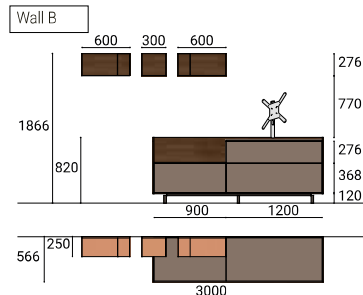
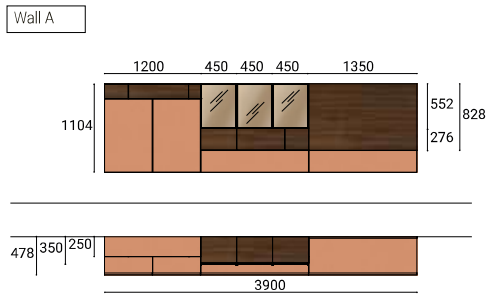
Prices of compositions do not include light system

The basic prices are calculated in Melamine finish, Melamine plain doors, Strema Lacquered units

### DAY 9 composition



Q.ty	Description	Basic prices	Prices as in the photo
<b>Wall A</b>			
1	L2K04102D WALL U.LANNY MET. W.1200 H.184 RH	429	550
2	L2C4093HA WALL U. A W. 601 H. 920 D.478 Wood.door	726	1.074
3	L2C3052PB WALL U. B W. 450 H. 552 D.350 Door Gla	1.683	1.683
1	L2K04114D WALL U.LANNY MET. W.1350 H.276 RH	434	555
2	L2B4026EA HANG.BASE U.A1351 H. 276 D.478 Draw	972	1.312
1	L2K02905 BOISERIE Th.18 W.1350 H.828	62	62
<b>TOTAL</b>		<b>4.306</b>	<b>5.236</b>
<b>Wall B</b>			
1	L2L50375 SIDEBOARD TRAY W.2126 H.702 D.566	1.657	2.164
2	L2K04141 WALL U. UNIT MET. W.600 H.276	618	808
1	L2K04140 WALL U. UNIT MET. W.300 H.276	213	308
1	L2L00207 BASE TIGLIO SIDEB. 2100 H.120 D.542	386	386
<b>TOTAL</b>		<b>2.874</b>	<b>3.666</b>

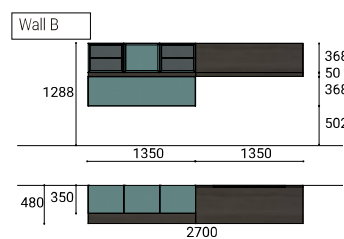
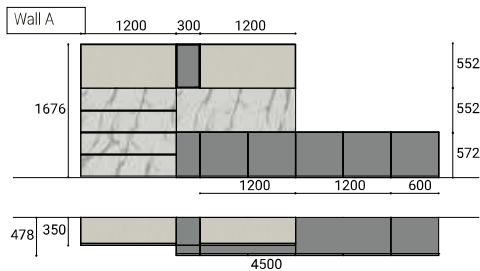


Exclusief BTW en montage. Afhaling magazijn Limburg.  
**NU MET 10% KORTING**

### DAY 10 composition



Q.ty	Description	Basic prices	Prices as in the photo
<b>Wall A</b>			
2	L2C3055KB WALL U. B W.1200 H. 552 D.350 Lift-up Wood	1.016	1.374
4	L2K02814 HORIZ.BOISERIE W.1200 H.276x18	132	132
1	L2K00130 WALL U.CUBE W.300 H.552 D.350 Th12	207	261
1	L2K02846 HORIZ.BOISERIE W.1500 H.552x18	50	50
3	L2K02714 SHELF HORIZ. BOIS. W.1180	117	204
1	L2A4051HA BASE A W. 301 H. 552 D.478 Wood.door	207	289
2	L2A4055HA BASE A W.1201 H. 552 D.478 Wood.door	882	1.330
1	L2A4053HA BASE A W. 601 H. 552 D.478 Wood.door	239	361
1	L2K02744 LOW/UPP BOISERIE PROFILE W.1200	73	73
3	L2K02764 CENTRAL BOISERIE PROFILE W.1200	387	387
1	L2K02746 LOW/UPP BOISERIE PROFILE W.1500	87	87
1	L2K02750 LOW/UPP BOISERIE PROFILE W.2700	139	139
0,55	L2K02790 SIDE PROFILE W.10 H.3000	52	64
1,1	L2K02790 SIDE PROFILE W.10 H.3000	105	128
<b>TOTAL</b>		<b>3.693</b>	<b>4.879</b>
<b>Wall B</b>			
1	L2C4036JB WALL U. B W.1350 H. 368 D.478 Dr-d.door Wood	470	665
2	L2K00634 CONSOLE W.1350 D.483 Th.50	394	394
2	L2K04416 WALL U.STREMA W.450 H.368x352 Draw.	1.162	1.162
1	L2K04414 WALL U.STREMA W.450 H.368x352 Open	253	253
1	L2K03124 BOISERIE Th.18 W.1350 H.368	109	109
<b>TOTAL</b>		<b>2.388</b>	<b>2.583</b>



Exclusief BTW en montage. Afhaling magazijn Limburg.  
**NU MET 10% KORTING**

## CATALOGUE COMPOSITIONS

Prices of compositions do not include light system

The basic prices are calculated in Melamine finish, Melamine plain doors, Strema Lacquered units

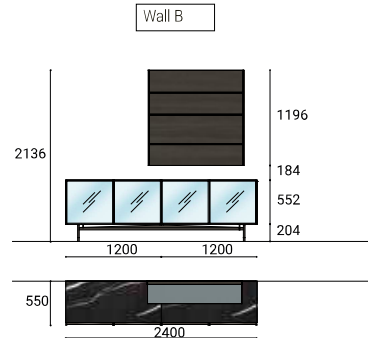
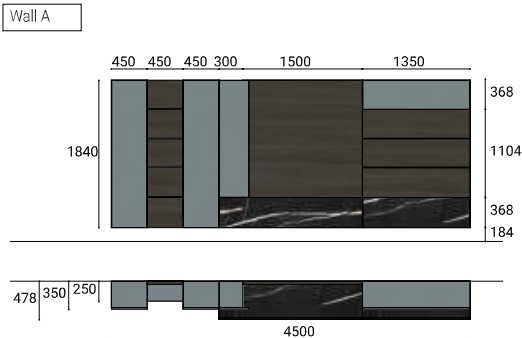
### DAY 11 composition



Wall A	Q.ty	Description	Basic prices	Prices as in the photo
L2CS3192S	1	WALL U.SIPAR.LH W.450 H.1840 D.350 Ant	494	739
L2K02951	1	PROPHORIZ. BOIS. W.450 H.1840	380	380
L2K02711	4	SHELF HORIZ. BOIS. W.430	104	144
L2C3192HB	1	WALL U. B W. 450 H.1840 D.350 Wood.door	488	721
L2CS3151S	1	WALL U.SIPAR.LH W.300 H.1472 D.350 Ant	388	547
L2B4038FA	1	HANG.BASE U.A1801 H. 368 D.478 DRAW	599	599
L2B4036FA	1	HANG.BASE U.A1351 H. 368 D.478 DRAW	505	505
L2C3036KB	1	WALL U. B W.1350 H. 368 D.350 Lift-up Wood	443	601
L2K02935	1	PROPHORIZ. BOIS. W.1350 H.1104	512	512
L2K02715	2	SHELF HORIZ. BOIS. W.1330	84	146
L2K02826	1	HORIZ. BOISERIE W.1500 H.368x18	39	39
L2K02886	1	HORIZ. BOISERIE W.1500 H.1104x18	84	84
L2K02746	2	LOW/UPP BOISERIE PROFILE W.1500	174	174
L2K02766	1	CENTRAL BOISERIE PROFILE W.1500	157	157
L2K02790	1,1	SIDE PROFILE W.10 H.3000	105	128
<b>TOTAL</b>			<b>4.556</b>	<b>5.476</b>

Wall B	Q.ty	Description	Basic prices	Prices as in the photo
L2L40717	1	SIDEBOARD GLASS W.2402 H.564 D.483	2.377	2.377
L2L00148	1	BASE DALIA SIDEB. 2400 H.204 D.478	536	536
L2K02814	3	HORIZ. BOISERIE W.1200 H.276x18	99	99
L2K02824	1	HORIZ. BOISERIE W.1200 H.368x18	33	33
L2K02714	3	SHELF HORIZ. BOIS. W.1180	117	204
L2K02744	2	LOW/UPP BOISERIE PROFILE W.1200	146	146
L2K02764	3	CENTRAL BOISERIE PROFILE W.1200	387	387
L2K02790	2,4	SIDE PROFILE W.10 H.3000	228	278
<b>TOTAL</b>			<b>3.923</b>	<b>4.060</b>

Exclusief BTW en montage. Afhaling magazijn Limburg.  
**NU MET 10% KORTING**

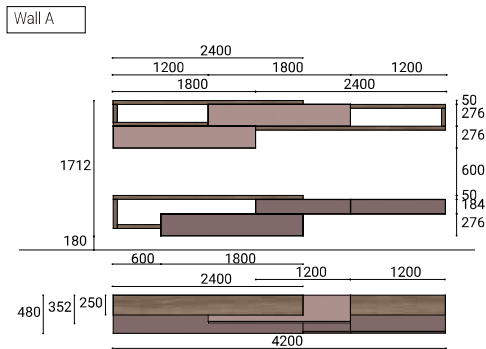


## CATALOGUE COMPOSITIONS

Prices of compositions do not include light system

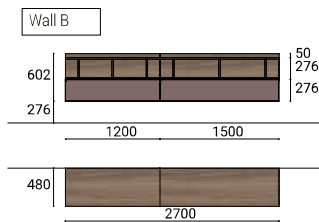
The basic prices are calculated in Melamine finish, Melamine plain doors, Strema Lacquered units

### DAY 12 composition



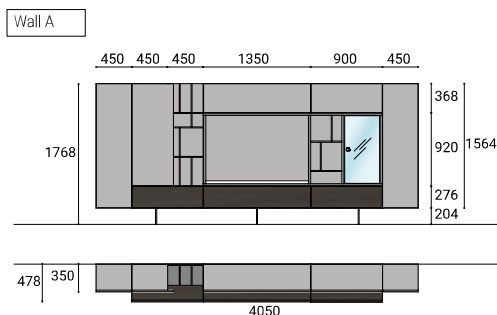
Q.ty	Description	Basic prices	Prices as in the photo
Wall A			
1	L2C3028JB WALL U. B W.1800 H. 276 D.350 Dr-d.door Wood	505	680
1	L2C3028KB WALL U. B W.1800 H. 276 D.350 Lift-up Wood	505	680
1	L2B4028EA HANG.BASE U.A1801 H. 276 D.478 Draw	577	795
2	L2B4015EA HANG.BASE U.A1201 H. 184 D.478 Draw	776	1.034
2	L2K00529 SHELF W.2400 D.250 Th.50 Conc.	430	430
1	L2K02221 CONS/UPP PALLADE W.2400 D.483 Th.50	359	359
1	L2K00563S SHELF SNAKE UP 1200x250 h276x50 LH	170	170
1	L2K00573D SHELF SNAKE DOWN 1200x250 h276x50 RH	170	170
1	L2K02231 CONS/LOW PALLADE W.600 D.483 Th.50	144	144
1	L2K02200S SPACER PALLADE H.276x481x50 LH	49	49
<b>TOTAL</b>		<b>3.685</b>	<b>4.511</b>

Wall B			
1	L2C4025JA WALL U. A W.1201 H. 276 D.478 Dr-d.door Wood	415	682
1	L2C4027JA WALL U. A W.1501 H. 276 D.478 Dr-d.door Wood	494	794
1	L2K04010 WALL U.AIR W.1200 H.276 D.350 Open	143	143
1	L2K04012 WALL U.AIR W.1500 H.276 D.350 Open	168	168
1	L2K02213 CONS/UPP PALLADE W.1200 D.483 Th.50	187	187
1	L2K02215 CONS/UPP PALLADE W.1500 D.483 Th.50	248	248
<b>TOTAL</b>		<b>1.655</b>	<b>2.222</b>



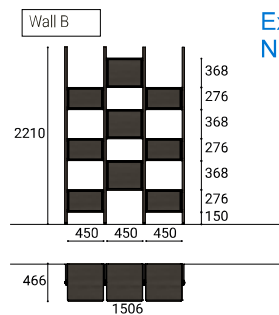
Exclusief BTW en montage. Afhaling magazijn Limburg.  
**NU MET 10% KORTING**

### DAY 13 composition



Q.ty	Description	Basic prices	Prices as in the photo
Wall A			
1	L2K05122D WALL U. URBE TV+RASTER+GLASS W.2250 RH	1.172	1.498
2	L2C3162HB WALL U. B W. 450 H.1564 D.350 Wood.door	836	1.230
1	L2CS3132S WALL U.SIPAR.LH W.450 H.1288 D.350 Ant	340	506
1	L2C3036KB WALL U. B W.1350 H. 368 D.350 Lift-up Wood	443	601
1	L2C3034KB WALL U. B W. 900 H. 368 D.350 Lift-up Wood	292	398
1	L2K04204 RASTER W.450 H.1288 D.268 Open	303	387
2	L2D4024E BASE W. 900 H. 276 D.478 Draw	758	758
1	L2D4026E BASE W.1350 H. 276 D.478 Draw	576	576
2	L2L00160 BASE PERO SIDEB. 900 H.204 D.478	542	542
1	L2L00162 BASE PERO SIDEB. 1350 H.204 D.478	360	360
<b>TOTAL</b>		<b>5.622</b>	<b>6.856</b>

Wall B			
4	L2H10012 POST PALKO END-WALL H.2210	1.416	1.416
6	L2H10272 BOX C PALKO W. 450 H.276 D.478 Open	1.464	1.464
3	L2H10302 BOX C PALKO W. 450 H.368 D.478 Open	732	732
<b>TOTAL</b>		<b>3.612</b>	<b>3.612</b>



Exclusief BTW en montage. Afhaling magazijn Limburg.  
**NU MET 10% KORTING**

## CATALOGUE COMPOSITIONS

Prices of compositions do not include light system

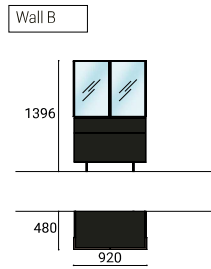
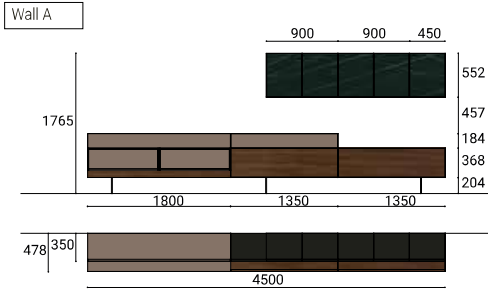
The basic prices are calculated in Melamine finish, Melamine plain doors, Strema Lacquered units

### DAY 14 composition



Wall A	Q.ty	Description	Basic prices	Prices as in the photo
L2A3018EA	1	BASE.A W.1801 H. 184 D.350 Draw	438	587
L2A3016EA	1	BASE.A W.1351 H. 184 D.350 Draw	386	500
L2A4036FA	2	BASE.A W.1351 H. 368 D.478 DRAW	962	962
L2K04308	2	WALL U.GRAFIC W.900 H.276x352 W/back	744	1.034
L2M01415	1	PLAT. W.1800 D.483 Th.92	213	213
L2F3054H	2	WALL U. C W. 900 H. 552 D.350 Wood.door	814	760
L2F3052H	1	WALL U. C W. 450 H. 552 D.350 Wood.door	294	295
L2L00162	2	BASE PERO W.1350 D.478	720	720
L2L00165	1	BASE PERO W.1800 D.478	396	396
<b>TOTAL</b>			<b>4.967</b>	<b>6.322</b>
Wall B	Q.ty	Description	Basic prices	Prices as in the photo
L2L40655	1	SIDEBOARD TEKA W. 902 h.1276 D.478	1.911	2.223
L2L00160	1	BASE PERO SIDEB. 900 H.204 D.478	271	271
<b>TOTAL</b>			<b>2.182</b>	<b>2.494</b>

Exclusief BTW en montage. Afhaling magazijn Limburg.  
**NU MET 10% KORTING**

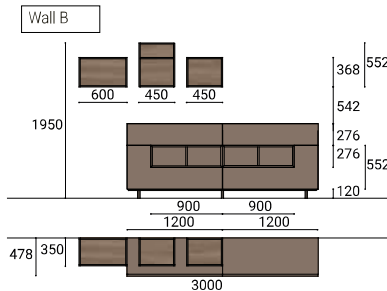
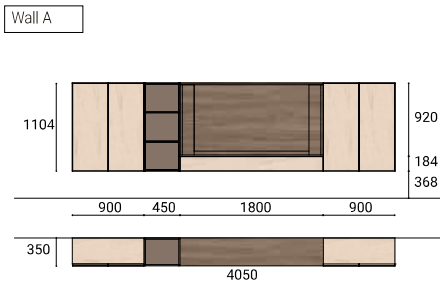


### DAY 15 composition



Wall A	Q.ty	Description	Basic prices	Prices as in the photo
L2C3114HA	1	WALL U. A W. 900 H.1104 D.350 Wood.door	445	445
L2K04336	1	WALL U.GRAFIC W.450 H.1104x352 W/back	656	843
L2C3018EA	1	WALL U. A W.1801 H. 184 D.350 Draw	486	486
L2C3114HA	1	WALL U. A W. 900 H.1104 D.350 Wood.door	445	445
L2K05142	1	WALL U. TV POLIS W.1800 H.920x352	1.321	1.321
<b>TOTAL</b>			<b>3.353</b>	<b>3.540</b>
Wall B	Q.ty	Description	Basic prices	Prices as in the photo
L2K04317	1	WALL U.GRAFIC W.600 H.368x352 W/back	335	335
L2K04316	1	WALL U.GRAFIC W.450 H.368x352 W/back	309	309
L2K04326	1	WALL U.GRAFIC W.450 H.552x352 W/back	468	468
L2K00213	2	WALL U.CUBE W.900 H.276 D.478 Th12	456	670
L2L00108	1	BASE TIGLIO SIDEB. 2400 H.120 D.478	410	410
L2L40063	1	SIDEBOARD MODULO W.2402 H.828	1.852	2.588
<b>TOTAL</b>			<b>3.830</b>	<b>4.780</b>

Exclusief BTW en montage. Afhaling magazijn Limburg.  
**NU MET 10% KORTING**





## CATALOGUE COMPOSITIONS

Prices of compositions do not include light system

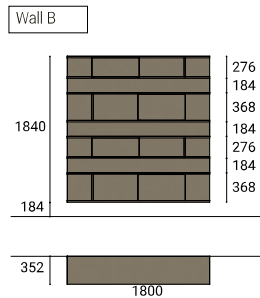
The basic prices are calculated in Melamine finish, Melamine plain doors, Strema Lacquered units

### DAY 16 composition



	Q.ty	Description	Basic prices	Prices as in the photo
<b>Wall A</b>				
L2A4038FA	1	BASE A W.1801 H. 368 D.478 DRAW	666	666
L2A4038FA	1	BASE A W.1801 H. 368 D.478 DRAW	666	666
L2K04462	1	WALL U.STREMA W.300 H.368x480 Draw.	573	573
L2K04543B	1	ELLE B LH Up W.552 H.1200 D.350 Door	527	692
L2K04532B	1	ELLE B RH Dw W.552 H.1200 D.350 Door	527	692
L2C4113HB	1	WALL U. B W. 600 H.1104 D.478 Wood.door	375	375
<b>TOTAL</b>			<b>3.334</b>	<b>3.664</b>
<b>Wall B</b>				
L2K04024	2	WALL U.AIR W.1800 H.276 D.350 W/Door	562	874
L2K04054	2	WALL U.AIR W.1800 H.368 D.350 W/Door	600	926
L2K03106	3	BOISERIE Th.18 W.1800 H.184	408	447
<b>TOTAL</b>			<b>1.570</b>	<b>2.247</b>

Exclusief BTW en montage. Afhaling magazijn Limburg.  
**NU MET 10% KORTING**

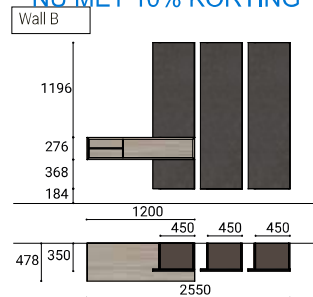
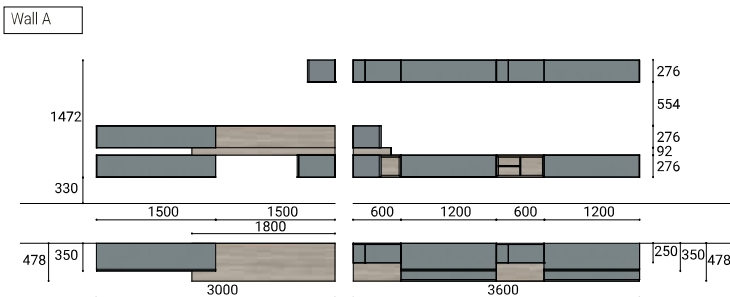


### DAY 17 composition



	Q.ty	Description	Basic prices	Prices as in the photo
<b>Wall A</b>				
L2B3027JA	2	HANG.BASE U.A1501 H. 276 D.350 Dr-d.door Wood	942	1.226
L2K03115	1	BOISERIE Th.18 W.1500 H.276	119	119
L2K00615	1	CONSOLE W.1800 D.483 Th.92	265	265
L2K04489	2	WALL U.STREMA W.600 H.276x480 Open LH	788	1.240
L2B4025JA	2	HANG.BASE U.A1201 H. 276 D.478 Dr-d.door Wood	830	1.252
L2K04141	2	WALL U. UNIT MET. W.600 H.276	618	840
L2C3025KB	2	WALL U. B W.1200 H. 276 D.350 Lift-up Wood	750	988
<b>TOTAL</b>			<b>4.312</b>	<b>5.930</b>
<b>Wall B</b>				
L2K04474	1	WALL U.STREMA W.1350 H.368x480 Open RH	613	1.012
L2CS3032D	1	WALL U.SIPAR.RH W.450 H. 368 D.350 Ant	181	279
L2CS3112D	1	WALL U.SIPAR.RH W.450 H.1104 D.350 Ant	328	574
L2CS3192D	2	WALL U.SIPAR.RH W.450 H.1840 D.350 Ant	988	1.810
<b>TOTAL</b>			<b>2.110</b>	<b>3.675</b>

Exclusief BTW en montage. Afhaling magazijn Limburg.  
**NU MET 10% KORTING**



## CATALOGUE COMPOSITIONS

Prices of compositions do not include light system

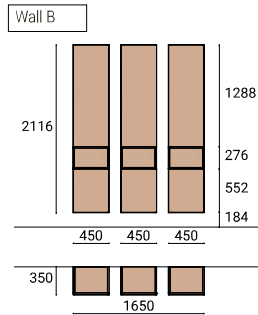
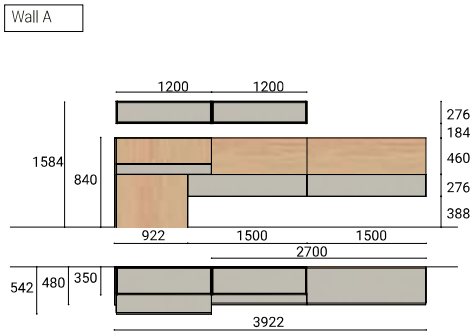
The basic prices are calculated in Melamine finish, Melamine plain doors, Strema Lacquered units

### DAY 18 composition



Wall A	Q.ty	Description	Basic prices	Prices as in the photo
L2S00080S	1	DESK ALFIE W/BACK W.1200 LH	1.079	1.215
L2K04309	2	WALL U.GRAFIC W.1200 H.276x352 W/back	806	1.144
L2K03133	1	BOISERIE Th.18 W.1200 H.460	105	105
L2K03135	1	BOISERIE Th.18 W.1500 H.460	127	127
L2B4027EA	2	HANG.BASE U.A.1501 H. 276 D.478 Draw	1.066	1.444
<b>TOTAL</b>			<b>3.183</b>	<b>4.035</b>
Wall B	Q.ty	Description	Basic prices	Prices as in the photo
L2K04306	3	WALL U.GRAFIC W.450 H.276x352 W/back	891	1.260
L2C3132HB	3	WALL U. B W. 450 H.1288 D.350 Wood.door	1.020	1.497
L2B3052HB	3	HANG.BASE U.B 450 H. 552 D.350 Wood.door	687	930
<b>TOTAL</b>			<b>2.598</b>	<b>3.687</b>

Exclusief BTW en montage. Afhaling magazijn Limburg. NU MET 10% KORTING

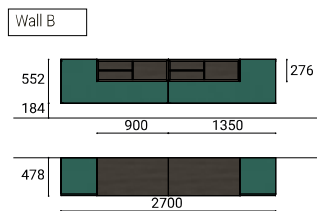
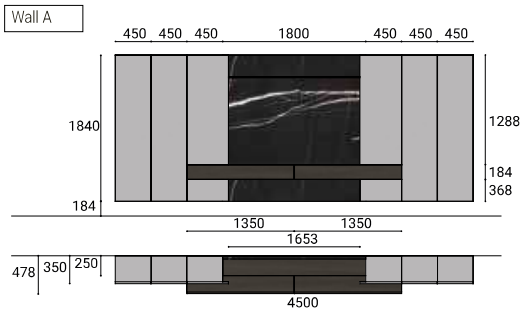


### DAY 19 composition



Wall A	Q.ty	Description	Basic prices	Prices as in the photo
L2C3192HB	4	WALL U. B W. 450 H.1840 D.350 Wood.door	1.952	2.884
L2CS3032S	1	WALL U.SIPAR.LH W.450 H. 368 D.350 Ant	181	245
L2CS3032D	1	WALL U.SIPAR.RH W.450 H. 368 D.350 Ant	181	245
L2E4016E	2	HANG.BASE U.C1350 H. 184 D. 478 Draw	1.148	1.148
L2CS3132S	1	WALL U.SIPAR.LH W.450 H.1288 D.350 Ant	340	506
L2CS3132D	1	WALL U.SIPAR.RH W.450 H.1288 D.350 Ant	340	506
L2K03126	1	BOISERIE TH.18 W.1800 H.368	145	145
L2K02877	1	HORIZ.BOISERIE W.1800 H.920x18	84	84
L2K02747	1	LOW/UPP BOISERIE PROFILE W.1800	202	202
L2K02767	1	CENTRAL BOISERIE PROFILE W.1800	187	187
L2K02717	1	SHELF HORIZ. BOIS. W.1780	57	57
<b>TOTAL</b>			<b>4.817</b>	<b>6.209</b>
Wall B	Q.ty	Description	Basic prices	Prices as in the photo
L2K04491	2	WALL U.STREMA W.900 H.276x480 Open LH	916	1.520
L2K04564A	1	ELLE A RH W.1350 H.552 D.478 D-d.door	594	837
L2K04565A	1	ELLE A LH W.1350 H.552 D.478 D-d.door	594	837
<b>TOTAL</b>			<b>2.104</b>	<b>3.194</b>

Exclusief BTW en montage. Afhaling magazijn Limburg. NU MET 10% KORTING

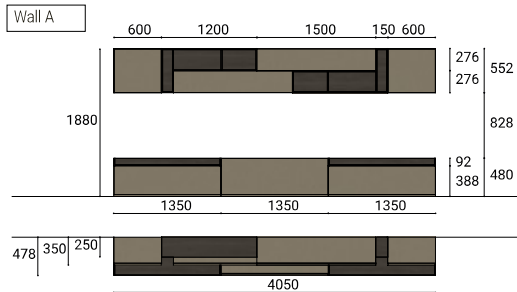


## CATALOGUE COMPOSITIONS

Prices of compositions do not include light system

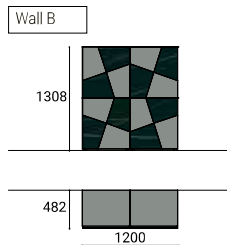
The basic prices are calculated in Melamine finish, Melamine plain doors, Strema Lacquered units

### DAY 20 composition

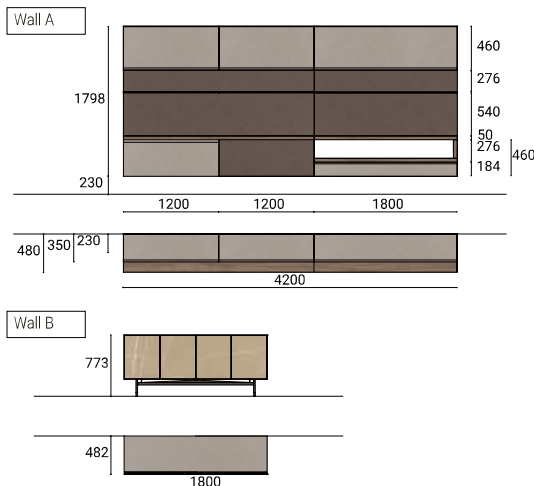


Wall A	Q.ty	Description	Basic prices	Prices as in the photo
L2A4036FB	2	BASE B W.1350 H. 368 D.478 DRAW	962	1.352
L2A4046JA	1	BASE A W.1351 H. 460 D.478 Dr-d.door Wood	466	797
L2K00015	2	FOLDING TRAY W.1350 H.92 D.483	262	262
L2C3053HB	2	WALL U. B W. 600 H. 552 D.350 Wood.door	494	682
L2C3027JB	1	WALL U. B W.1500 H. 276 D.350 Dr-d.door Wood	471	726
L2C3027KB	1	WALL U. B W.1500 H. 276 D.350 Lift-up Wood	471	613
L2K00330	1	ACCORDO LH low W.1200 H.552 D.250	219	219
L2K00331	1	ACCORDO RH HIGH W.1200 H.552 D.250	219	219
<b>TOTAL</b>			<b>3.564</b>	<b>4.870</b>
Wall B	Q.ty	Description	Basic prices	Prices as in the photo
L2L40560	1	SIDEBOARD KUBIC W.1202 H.1104 D.478	1.288	2.242
<b>TOTAL</b>			<b>1.288</b>	<b>2.242</b>

Exclusief BTW en montage. Afhaling magazijn Limburg.  
**NU MET 10% KORTING**



### DAY 21 composition



Wall A	Q.ty	Description	Basic prices	Prices as in the photo
L2B4045JB	1	HANG.BASE U.B1200 H. 460 D.478 Dr-d.door Wood	537	537
L2K03133	1	BOISERIE Th.18 W.1200 H.460	105	105
L2K02221	1	CONS/UPP PALLADE W.2400 D.483 Th.50	359	359
L2K02217	1	CONS/UPP PALLADE W.1800 D.483 Th.50	273	273
L2K02237	1	CONS/LOW PALLADE W.1800 D.483 Th.50	273	273
L2K02205D	1	SPACER PALLADE H.226x481x50 RH	49	49
L2B4018EB	1	HANG.BASE U.B1800 H. 184 D.478 Draw	672	672
L2C3045KB	2	WALL U. B W.1200 H. 460 D.350 Lift-up Wood	1.004	1.004
L2C3048KB	1	WALL U. B W.1800 H. 460 D.350 Lift-up Wood	665	665
L2K02844	2	HORIZ.BOISERIE W.1200 H.552x18	86	86
L2K02847	1	HORIZ.BOISERIE W.1800 H.552x18	58	58
L2K02814	2	HORIZ.BOISERIE W.1200 H.276x18	66	66
L2K02817	1	HORIZ.BOISERIE W.1800 H.276x18	44	44
L2K02749	2	LOW/UPP BOISERIE PROFILE W.2400	254	254
L2K02747	2	LOW/UPP BOISERIE PROFILE W.1800	202	202
L2K02769	1	CENTRAL BOISERIE PROFILE W.2400	230	230
L2K02767	1	CENTRAL BOISERIE PROFILE W.1800	187	187
L2K02790	2x0,84	SIDE PROFILE W.10 H.3000	160	195
L2K02714	2	SHELF HORIZ. BOIS. W.1180	78	78
L2K02717	1	SHELF HORIZ. BOIS. W.1780	57	57
<b>TOTAL</b>			<b>5.359</b>	<b>5.394</b>
Wall B	Q.ty	Description	Basic prices	Prices as in the photo
L2L40515	1	SIDEBOARD MARMO W.1802 H.552 D.478	1.068	1.200
L2L00145	1	BASE DALIA SIDEB. 1800 H.204 D.478	494	494
L2M01731	1	TOP x COMPONGO TH.12mm W.1802 D.444	93	-
L2L40504	1	GLASS TOP W.1802 D.456	-	243
<b>TOTAL</b>			<b>1.655</b>	<b>1.937</b>

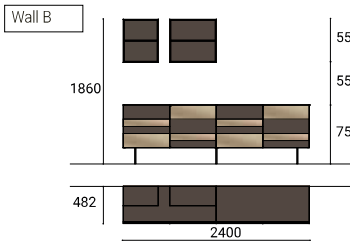
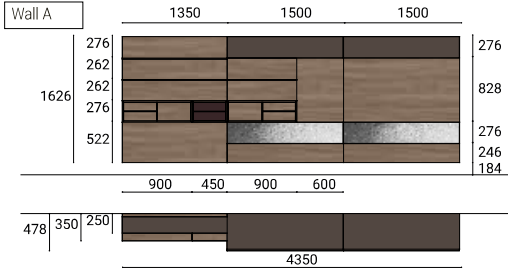
Exclusief BTW en montage. Afhaling magazijn Limburg.  
**NU MET 10% KORTING**

## CATALOGUE COMPOSITIONS

Prices of compositions do not include light system

The basic prices are calculated in Melamine finish, Melamine plain doors, Strema Lacquered units

### DAY 22 composition

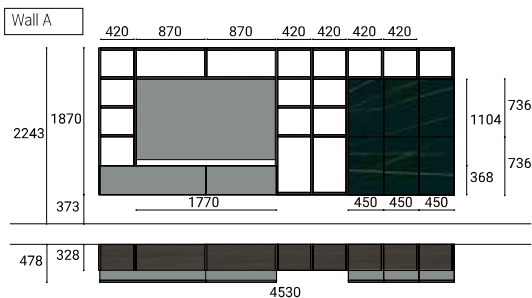


Q.ty	Description	Basic prices	Prices as in the photo
3	HORIZ. BOISERIE W.1350 H.276x18	108	108
2	SHELF HORIZ. BOIS. W.1330	84	146
4	LOW/UPP BOISERIE PROFILE W.1350	292	292
0,83	SIDE PROFILE W.10 H.3000	79	96
2	CENTRAL BOISERIE PROFILE W.1350	258	258
1	WALL U.STREMA W.900 H.276x352 Open LH	386	602
1	WALL U.STREMA W.450 H.276x352 Draw.	567	702
1	HORIZ. BOISERIE W.1350 H.552x18	46	46
0,55	SIDE PROFILE W.10 H.3000	52	64
1	LOW/UPP BOISERIE PROFILE W.900	60	60
2	HORIZ. BOISERIE W.900 H.276x18	54	54
1	CENTRAL BOISERIE PROFILE W.900	100	100
1	SHELF HORIZ. BOIS. W.880	33	54
1	WALL U.STREMA W.900 H.276x352 Open RH	386	602
1	HORIZ. BOISERIE W.600 H.828x18	36	36
1	HORIZ. BOISERIE W.1500 H.828x18	68	68
3	LOW/UPP BOISERIE PROFILE W.3000	453	453
1	LOW/UPP BOISERIE PROFILE W.2100	114	114
0,83	SIDE PROFILE W.10 H.3000	79	96
2	HORIZ. BOISERIE W.1500 H.276x18	78	78
0,28	SIDE PROFILE W.10 H.3000	27	32
2	HANG.BASE U.A1501 H. 276 D.478 Dr-d.door Wood	988	1.912
2	WALL U. B.W.1500 H. 276 D.478 Lift-up Wood	988	1.362
<b>TOTAL</b>		<b>5.336</b>	<b>7.335</b>

Q.ty	Description	Basic prices	Prices as in the photo
1	SIDEBOARD STRIPE W.2402 H.552 D.478	1.392	1.842
2	VIDRO WALL UNIT W.450 H.552 D.250	1.674	1.712
1	BASE PERO SIDEB. 2400 H.204 D.478	393	393
<b>TOTAL</b>		<b>3.459</b>	<b>3.947</b>

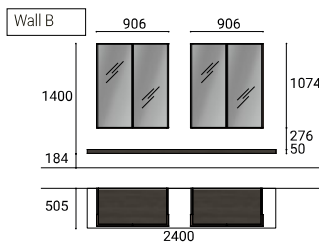
Exclusief BTW en montage. Afhaling magazijn Limburg. NU MET 10% KORTING

### DAY 23 composition



Q.ty	Description	Basic prices	Prices as in the photo
1	HANG.BASE U.C1350 H. 368 D.478 Dr-d.door Wood	564	759
1	HANG.BASE U.C 900 H. 368 D.478 Dr-d.door Wood	400	529
1	HANG.BOOK. W. 450 H.1502 D.328 Walk-t.	277	277
1	HANG.BOOK. W.1770 H.398 D.328 Walk-t.	294	294
1	BACK UNDER BOOKSH. H.1104x1770x18 SOS.P.	112	187
2	HANG.BOOK. W. 450 H.1870 D.328 Walk-t.	704	704
1	HANG.BOOK. W. 450 H. 398 D.328 Walk-t.	72	72
2	HANG.BOOK. W. 450 H. 398 D.328 Walk-t.	302	302
1	HAN.BOOKSH.SIDE H. 398 D.328	79	79
6	WALL U. C.W. 450 H. 736 D.478 Wood.door	1.980	2.160
6	GLASS DOOR 12+4 W.447 H. 733 90°	-	1.248
2	SURCH.SIDE W/SBANCATA	166	166
2	HAN.BOOKSH.SIDE H.1870 D.328	272	272
<b>TOTAL</b>		<b>5.222</b>	<b>7.049</b>

Q.ty	Description	Basic prices	Prices as in the photo
2	BOX TEKA WALL UNIT W.869 H.1074	3.252	3.252
1	CONSOLE W.2400 D.483 Th.50	359	359
<b>TOTAL</b>		<b>3.611</b>	<b>3.611</b>



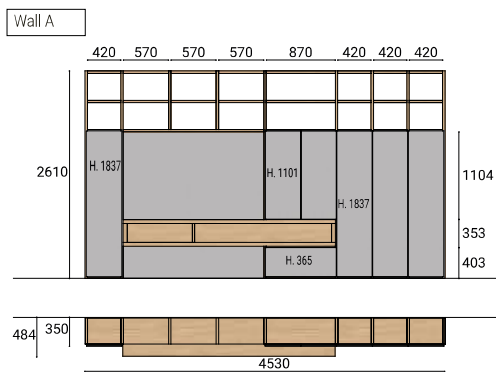
Exclusief BTW en montage. Afhaling magazijn Limburg. NU MET 10% KORTING

## CATALOGUE COMPOSITIONS

Prices of compositions do not include light system

The basic prices are calculated in Melamine finish, Melamine plain doors, Strema Lacquered units

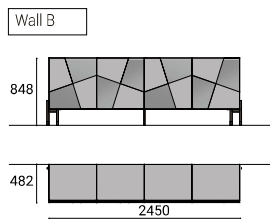
### DAY 24 composition



Wall A	Q.ty	Description	Basic prices	Prices as in the photo
L2G38400	4	BOOKSHELF W. 450 H.2611 D.328 Walk-t.	1.576	1.576
L2G38000	1	BOOKSH.SIDE H.2611 D.328	102	102
L2G81420	1	OVERH.BOOKSH. W.1770 H. 766 D.328 Walk-t.	421	421
L2G70718	1	OVERHEAD BACK H.1845x1770x18 TERRA	216	346
L2K05186	1	PALLADE P_TV W.2670 H.353 D.483 RH	549	549
L2G31600	1	BOOKSHELF W. 900 H. 403 D.328 Walk-t.	100	100
L2G14610	1	OVERL.BOOK. W. 900 H.1855 D.328 Walk-t.	392	392
L2G38000	1	BOOKSH.SIDE H.2611 D.328	102	102
L2G09044	2	BOOKSH.GLASS SHELF W. 861 D.297	72	72
L2G09328	4	BOOKSH.BACK 8mm H.1825x435	140	140
L2G09366	1	BOOKSH.BACK 8mm H.1089x884	35	35
L2G09362	1	BOOKSH.BACK 8mm H. 353x884	19	19
L2M00143	4	WOODEN DOOR Th.22 W.447 H.1837 90°	420	688
L2M00136	2	WOODEN DOOR Th.22 W.447 H.1101 90°	154	234
L2M00191	1	DROP-DOWN DOOR TH.22 W. 897 H.364	143	169
<b>TOTAL</b>			<b>4.441</b>	<b>4.945</b>

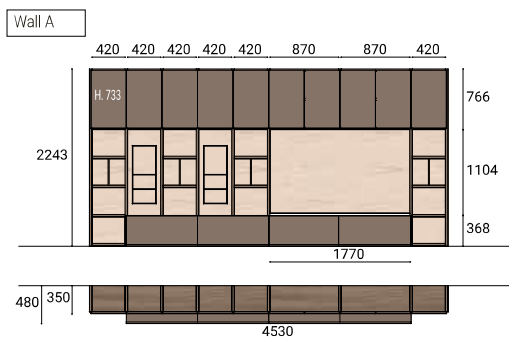
Wall B

L2L40557	1	SIDEBOARD KUBIC W.2402 H.644 D.478	1.288	1.786
L2L00158	1	BASE GINKO SIDEB. 2400 H.204 D.478	334	334
<b>TOTAL</b>			<b>1.622</b>	<b>2.120</b>



Exclusief BTW en montage. Afhaling magazijn Limburg. NU MET 10% KORTING

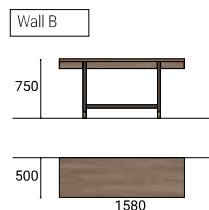
### DAY 25 composition



Wall A	Q.ty	Description	Basic prices	Prices as in the photo
L2G36401	1	BOOKSHELF W. 450 H.2243 D.328 One-s.	390	390
L2G14412	2	OVERL.BOOK. W. 450 H.1855 D.328 One-s.	480	480
L2G14412	2	OVERL.BOOK. W. 450 H.1855 D.328 One-s.	624	624
L2G81421	1	OVERH.BOOKSH. W.1770 H. 766 D.328 One-s.	484	484
L2G72223	1	OVERHEAD BACK H.1089x1770x18 SOSP.	112	112
L2G36401	1	BOOKSHELF W. 450 H.2243 D.328 One-s.	390	390
L2G36000	1	BOOKSH.SIDE H.2243 D.328	95	95
L2X00201	2	SURCH.SIDE W/SBANCATA	166	166
L2H00103	4	VERTIC.PART. x COMP. H.338x290x12	160	160
L2K04944	2	VIDRO x BOOKSH. W.420 H.1074 D.250	1.992	1.992
L2M00134	6	WOODEN DOOR Th.22 W.447 H. 733 90°	402	558
L2M00154	3	WOODEN DOOR Th.22 W.597 H. 733 90°	228	336
L2D4034F	2	BASE C W. 900 H. 368 D.478 DRAW	790	1.048
L2D4034J	2	BASE C W. 900 H. 368 D.478 Dr-d.door Wood	752	1.010
L2G36000	1	BOOKSH.SIDE H.2243 D.328	95	95
<b>TOTAL</b>			<b>7.160</b>	<b>7.940</b>

Wall B

L2S01230	1	CONSOLE ABRAM W.1586 H.757 D.450	1.100	1.160
<b>TOTAL</b>			<b>1.100</b>	<b>1.160</b>



Exclusief BTW en montage. Afhaling magazijn Limburg. NU MET 10% KORTING

## CATALOGUE COMPOSITIONS

Prices of compositions do not include light system

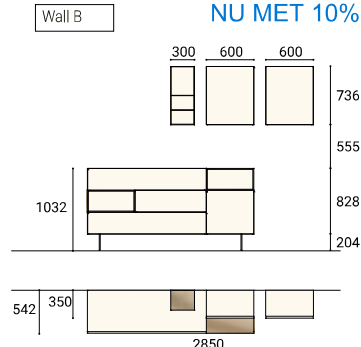
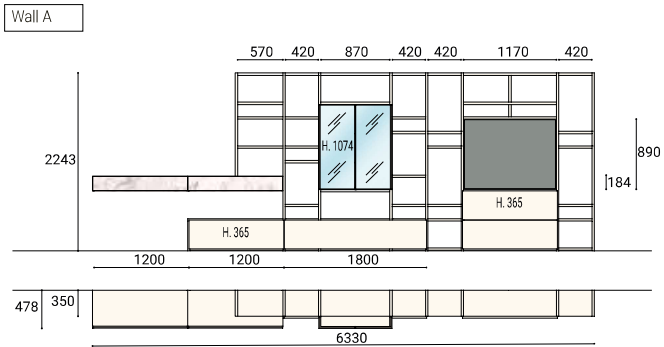
The basic prices are calculated in Melamine finish, Melamine plain doors, Strema Lacquered units

### DAY 26 composition



	Qty	Description	Basic prices	Prices as in the photo
<b>Wall A</b>				
L2E4015E	2	HANG.BASE U.C1200 H. 184 D.478 Draw	1.294	908
L2G01630	1	HANG.BOOK. W. 600 H.1318 D.328 Walk-t.	286	286
L2G31801	1	BOOKSHELF W.1200 H. 403 D.328 One-s.	156	156
L2G36400	2	BOOKSHELF W. 450 H.2243 D.328 Walk-t.	702	702
L2G36600	1	BOOKSHELF W. 900 H.2243 D.328 Walk-t.	397	517
L2G36402	1	BOOKSHELF W. 450 H.2243 D.328 Double-s.	315	351
L2G36810	1	BOOKSHELF W.1200 H.2243 D.350 Double-s.	1.710	1.905
L2G36402	1	BOOKSHELF W. 450 H.2243 D.328 Double-s.	315	351
L2G36000	1	BOOKSH.SIDE H.2243 D.328	95	95
L2K05022	1	BOX TEKA BOOKSHELF W.869 H.1074	1.626	1.626
L2M00195	1	DROP-DOWN DOOR TH.22 W.1797 H.364	242	242
L2M00625	1	DRAWER TH.22 W.1197 H.364 D.292	162	162
L2G09322	2	BOOKSH.BACK 8mm H. 353x435	24	24
L2G09362	1	BOOKSH.BACK 8mm H. 353x884	19	19
L2M01136	2	GLASS DRAW. 12+4 W.1197 H.180 D.422	-	550
<b>TOTAL</b>			<b>7.343</b>	<b>7.894</b>
<b>Wall B</b>				
L2K04915	1	VIDRO WALL UNIT W.300 H.736 D.250	954	973
L2C3073HA	2	WALL U. A W. 601 H. 736 D.350 Wood.door	536	774
L2L00167	1	BASE PERO SIDEB. 2100 H.204 D.478	369	417
L2L40067	1	SIDEBOARD MODULO W.2101 H.828 D.478	3.075	3.686
<b>TOTAL</b>			<b>4.934</b>	<b>5.850</b>

Exclusief BTW en montage. Afhaling magazijn Limburg.  
**NU MET 10% KORTING**



## CATALOGUE COMPOSITIONS

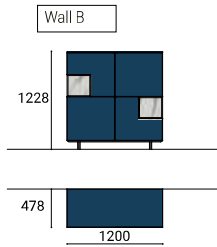
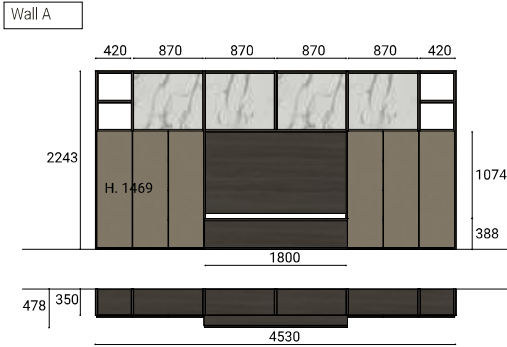
Prices of compositions do not include light system

The basic prices are calculated in Melamine finish, Melamine plain doors, Strema Lacquered units

### DAY 27 composition



Wall A	Qty	Description	Basic prices	Prices as in the photo
L2G36401	2	BOOKSHELF W. 450 H.2243 D.328 One-s.	780	780
L2G36601	2	BOOKSHELF W. 900 H.2243 D.328 One-s.	1.064	1.184
L2G36000	2	BOOKSH.SIDE H.2243 D.328	190	190
L2G81423	1	OVERH.BOOKSH. W.1770 H. 766 D.328 One-s.	326	446
L2G72223	1	OVERHEAD BACK H.1089x1770x18 SOSP.	112	112
L2X00201	2	SURCH.SIDE W/SBANCATA	166	166
L2A4038JA	1	BASE A W.1801 H. 368 D.478 Dr-d.door Wood	654	767
L2M00279	4	GOLA DOOR th.22 W.447 H.1469 90°	748	956
L2M00139	2	WOODEN DOOR Th.22 W.447 H.1469 90°	196	300
<b>TOTAL</b>			<b>4.236</b>	<b>4.901</b>
Wall B	Qty	Description	Basic prices	Prices as in the photo
L2L40105	1	SIDEBOARD MODULO W.1202 H.1104 D.478	1.300	1.810
L2K00210	2	WALL U.CUBE W.300 H.276 D.478 Th12	290	290
L2L00101	1	BASE TIGLIO SIDEB. 1200 H.120 D.478	310	310
<b>TOTAL</b>			<b>1.900</b>	<b>2.410</b>

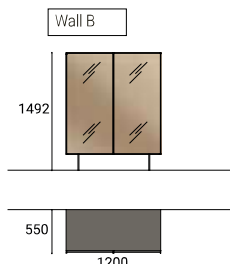
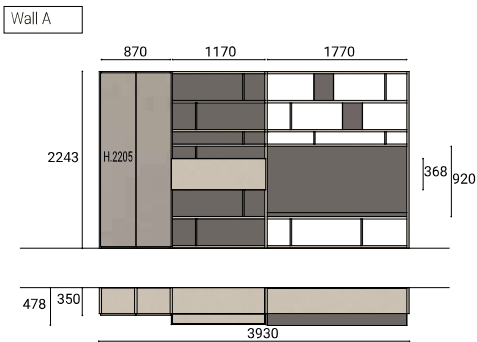


Exclusief BTW en montage. Afhaling magazijn Limburg.  
NU MET 10% KORTING

### DAY 28 composition



Wall A	Qty	Description	Basic prices	Prices as in the photo
L2G36601	1	BOOKSHELF W. 900 H.2243 D.328 One-s.	592	671
L2G36801	1	BOOKSHELF W.1200 H.2243 D.328 One-s.	763	868
L2G53640	1	BOOKSHELF W.1800 H.2243 D.328 Double-s.	551	551
L2G36000	1	BOOKSH.SIDE H.2243 D.328	95	95
L2M00144	1	WOODEN DOOR Th.22 W.447 H.2205 90°	114	114
L2M00144	1	WOODEN DOOR Th.22 W.447 H.2205 90°	150	150
L2K05220	1	"SCRIGNO" DESK W.1200	415	415
L2H00103	6	VERTIC.PART. x COMP. H.338x290x12	240	300
L2H00100	4	VERTIC.PART. x COMP. H.154x290x12	96	116
L2H00163	4	WOODEN PARTITION W. 225x338x300	332	416
L2K05172	1	DESK W/BACK W.1770 H.920	232	356
<b>TOTAL</b>			<b>3.580</b>	<b>4.052</b>
Wall B	Qty	Description	Basic prices	Prices as in the photo
L2L40743	1	SIDEBOARD GLASS W.1202 H.1300 D.483	1.649	2.021
L2L00161	1	BASE PERO SIDEB. 1200 H.204 D.478	293	293
L2K05320	2	BOX INSERT+LEATHER W.564 H.128x429	782	886
<b>TOTAL</b>			<b>2.724</b>	<b>3.200</b>



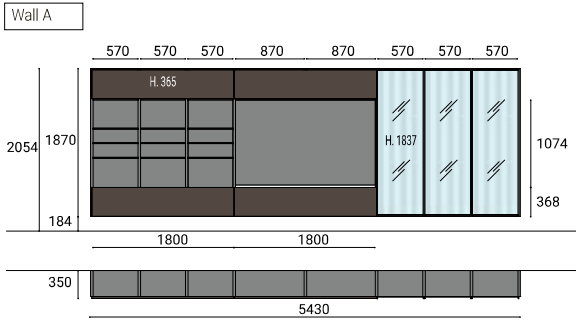
Exclusief BTW en montage. Afhaling magazijn Limburg.  
NU MET 10% KORTING

## CATALOGUE COMPOSITIONS

Prices of compositions do not include light system

The basic prices are calculated in Melamine finish, Melamine plain doors, Strema Lacquered units

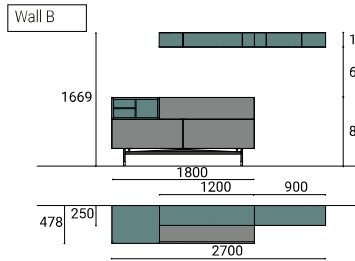
### DAY 29 composition



Q.ty	Description	Basic prices	Prices as in the photo
2	HANG.BASE U.A1801 H. 368 D.350 Dr-d.door Wood	1.062	1.460
3	HANG.BOOK. W. 600 H.1502 D.328 One-s.	921	1.266
1	HAN.BOOKSH.SIDE H.1870 D.328	136	186
1	HANG.BOOK. W.1770 H.398 D.328 One-s.	346	477
3	HANG.BOOK. W. 600 H.1870 D.328 One-s.	849	1.209
1	HAN.BOOKSH.SIDE H.1870 D.328	136	186
9	BOOKSH.SHELF W. 570 D.309 Th.12	315	441
12	BOOKSH.GLASS SHELF W. 561 D.297	384	384
2	LIFT-UP DOOR TH.22 W.1797 H.364	484	588
3	GLASS DOOR W.597 H.1837 90°	1.785	2.454
1	BACK UNDER BOOKSH. H.1104x1770x18 SOSP.	112	187
2	SURCH.SIDE W/SBANCATA	166	166
<b>TOTAL</b>		<b>6.696</b>	<b>9.004</b>

Wall B

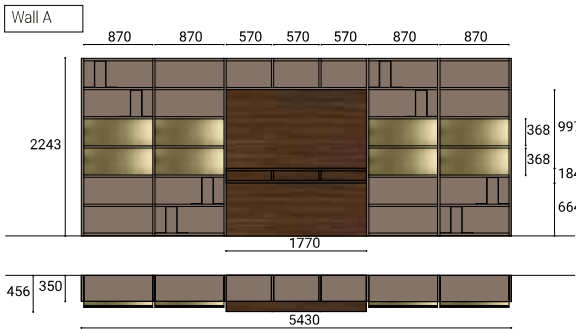
1	WALL U.LANNY MET. W.1200 H.184 RH	574	574
1	WALL U.LANNY MET. W.900 H.184 LH	512	512
1	WALL U.STREMA W.600 H.276x480 Open LH	394	394
1	HANG.BASE U.A1201 H. 276 D.478 Draw	557	557
2	HANG.BASE U.A 901 H. 368 D.478 Wood.door	940	940
1	BASE DALIA SIDEB. 1800 H.204 D.478	494	494
<b>TOTAL</b>		<b>3.471</b>	<b>3.471</b>



Exclusief BTW en montage. Afhaling magazijn Limburg.

NU MET 10% KORTING

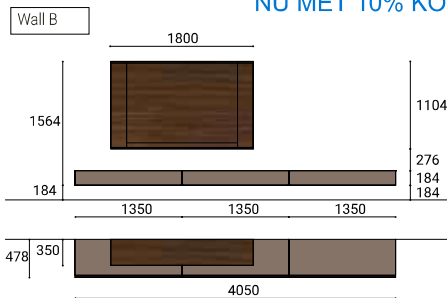
### DAY 30 composition



Q.ty	Description	Basic prices	Prices as in the photo
4	BOOKSHELF W. 900 H.2243 D.328 One-s.	2.368	3.512
2	BOOKSH.SIDE H.2243 D.328	190	310
1	OVERH.BOOKSH. W.1770 H. 398 D.328 One-s.	333	473
8	METAL PARTITION W. 419x338x310	1.336	1.576
1	OVERH"COMP." DESK W.1770 H.184x456	323	323
8	BOX C x BOOKSH. W. 869 H.338 D.478 D-d.door	3.128	4.160
1	OVERHEAD BACK H. 997x1770x18 SOSP.	96	96
1	OVERHEAD BACK H. 813x1770x18 SOSP.	89	89
<b>TOTAL</b>		<b>7.863</b>	<b>10.539</b>

Wall B

1	WALL U. TV POLIS W.1800 H.920x352	1.321	1.321
3	HANG.BASE U.C1350 H. 184 D.478 Draw	1.722	2.154
<b>TOTAL</b>		<b>3.043</b>	<b>3.475</b>



Exclusief BTW en montage. Afhaling magazijn Limburg.

NU MET 10% KORTING

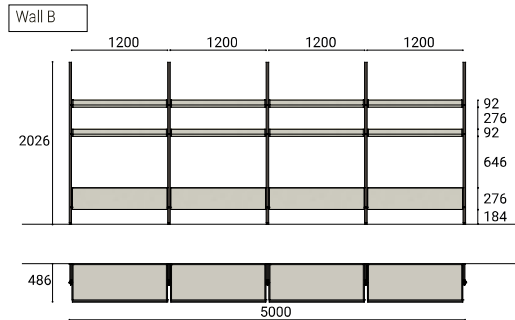
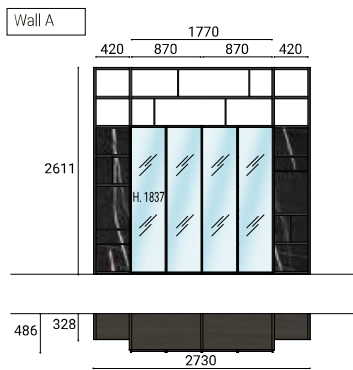


## CATALOGUE COMPOSITIONS

Prices of compositions do not include light system

The basic prices are calculated in Melamine finish, Melamine plain doors, Strema Lacquered units

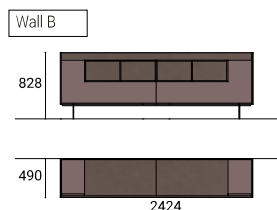
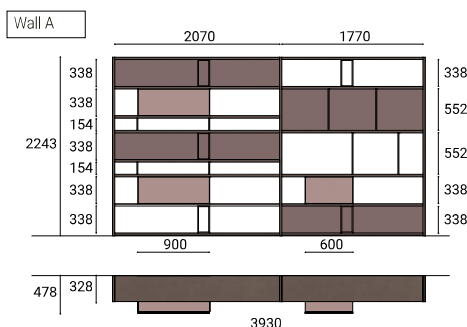
### DAY 31 composition



	Q.ty	Description	Basic prices	Prices as in the photo
<b>Wall A</b>				
L2G38400	2	BOOKSHELF W. 450 H.2611 D.328 Walk-t.	644	644
L2G09328	2	BOOKSH.BACK 8mm H.1825x435	70	70
L2G45601	2	BOOKSHELF W. 900 H.1875 D.456 One-s.	600	600
L2G45000	1	BOOKSH.SIDE H.1875 D.456	104	104
L2G10215	1	OVERLAPP.UNIT W.1830 H. 736 D.328	452	452
L2G09144	6	BOOKSH.GLASS SHELF W. 861 D.425	300	300
L2H00103	2	VERTIC.PART. x COMP. H.338x290x12	80	80
L2K05312	2	BOX INSERT+LEATHER W.870 H.128x436	1.150	1.150
L2G09062	4	BOOKSH.SHELF W. 420 D.309 Th.12	120	120
L2M01473	4	GLASS DOOR W.447 H.1837 90°	2.260	2.260
<b>TOTAL</b>			<b>5.780</b>	<b>5.780</b>
<b>Wall B</b>				
L2H10011	5	POST PALKO END-WALL H.2026	1.675	1.675
L2H10074	8	SHELF TRAY PALKO W.1200 H.92x456	1.448	1.448
L2H10285	2	BOX C PALKO W.1200 H.276 D.478 D-d.door	1.108	1.418
L2H10295	2	BOX C PALKO W.1200 H.276 D.478 Draw	1.206	1.516
<b>TOTAL</b>			<b>5.437</b>	<b>6.057</b>

Exclusief BTW en montage. Afhaling magazijn Limburg.  
NU MET 10% KORTING

### DAY 32 composition



	Q.ty	Description	Basic prices	Prices as in the photo
<b>Wall A</b>				
L2G53656	1	BOOKSHELF W.2100 H.2243 D.328 One-s.	1.012	1.012
L2G53645	1	BOOKSHELF W.1800 H.2243 D.328 One-s.	691	691
L2G36000	1	BOOKSH.SIDE H.2243 D.328	95	95
L2G09622	1	BOOKSH.BACK 18mm W.1770x521	65	102
L2H00212	5	GLASS PARTITION W. 150x338x300	1.370	1.370
L2H00100	4	VERTIC.PART. x COMP. H.154x290x12	96	96
L2H00105	4	VERTIC.PART. x COMP. H.522x290x12	176	176
L2H00722	2	BOX C x BOOKSH. W. 869 H.338 D.478 D-d.door	782	1.040
L2H00721	1	BOX C x BOOKSH. W. 569 H.338 D.478 D-d.door	348	444
<b>TOTAL</b>			<b>4.635</b>	<b>5.026</b>
<b>Wall B</b>				
L2L40331	1	SIDEBOARD TRAY W.2426 H.610 D.502	1.326	2.006
L2K00213	2	WALL U.CUBE W.900 H.276 D.478 Th12	456	456
L2L00228	1	BASE KAKO SIDEB. 2400 H.204 D.542	470	470
<b>TOTAL</b>			<b>2.252</b>	<b>2.932</b>

Exclusief BTW en montage. Afhaling magazijn Limburg.  
NU MET 10% KORTING

## CATALOGUE COMPOSITIONS

Prices of compositions do not include light system

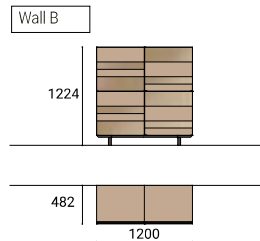
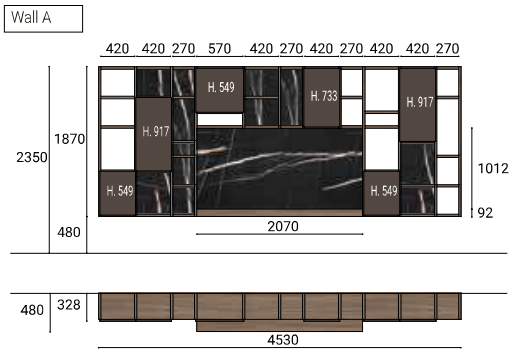
The basic prices are calculated in Melamine finish, Melamine plain doors, Strema Lacquered units

### DAY 33 composition



	Qty	Description	Basic prices	Prices as in the photo
<b>Wall A</b>				
L2G00520	1	HANG.BOOK. W. 450 H.1870 D.328 Walk-t.	280	280
L2G00522	1	HANG.BOOK. W. 450 H.1870 D.328 One-s.	416	416
L2G00512	1	HANG.BOOK. W. 300 H.1870 D.328 One-s.	394	394
L2G00230	1	HANG.BOOK. W. 600 H. 766 D.328 Walk-t.	117	117
L2G00222	1	HANG.BOOK. W. 450 H. 766 D.328 One-s.	226	226
L2G00212	1	HANG.BOOK. W. 300 H. 766 D.328 One-s.	183	183
L2G00222	1	HANG.BOOK. W. 450 H. 766 D.328 One-s.	226	226
L2G00210	1	HANG.BOOK. W. 300 H. 766 D.328 Walk-t.	187	187
L2G00520	1	HANG.BOOK. W. 450 H.1870 D.328 Walk-t.	316	316
L2G00522	1	HANG.BOOK. W. 450 H.1870 D.328 One-s.	380	380
L2G00510	1	HANG.BOOK. W. 300 H.1870 D.328 Walk-t.	301	301
L2G00500	2	HAN.BOOKSH.SIDE H.1870 D.328	272	272
L2M00132	2	WOODEN DOOR Th.22 W.447 H. 549 90°	122	160
L2M00135	2	WOODEN DOOR Th.22 W.447 H. 917 90°	140	206
L2M00152	1	WOODEN DOOR Th.22 W.597 H. 549 90°	67	93
L2M00134	1	WOODEN DOOR Th.22 W.447 H. 733 90°	67	93
L2K05534	1	CONSOLE_92+BACK PANEL W.2070 H.1104	427	427
L2X00201	2	SURCH.SIDE W/SBANCATA	166	166
L2G09521	2	BACK PANEL 12mm H.552 W.420	50	50
L2G09522	1	BACK PANEL 12mm H.552 W.570	30	30
<b>TOTAL</b>			<b>4.367</b>	<b>4.523</b>
<b>Wall B</b>				
L2L40541	1	SIDEBOARD STRIPE W.1202 H.1104 D.478	1.424	1.874
L2L00101	1	BASE TIGLIO SIDEB. 1200 H.120 D.478	310	310
<b>TOTAL</b>			<b>1.734</b>	<b>2.184</b>

Exclusief BTW en montage. Afhaling magazijn Limburg.  
**NU MET 10% KORTING**



## CATALOGUE COMPOSITIONS

Prices of compositions do not include light system

The basic prices are calculated in Melamine finish, Melamine plain doors, Strema Lacquered units

### DAY 34 composition



Wall A	Qty	Description	Basic prices	Prices as in the photo
L2G36400	1	BOOKSHELF W. 450 H.2243 D.328 Walk-t.	279	279
L2G22610	1	OVERL.BOOK. W. 900 H.1104 D.328 Walk-t.	180	180
L2G22410	2	OVERL.BOOK. W. 450 H.1104 D.328 Walk-t.	358	358
L2G22610	1	OVERL.BOOK. W. 900 H.1104 D.328 Walk-t.	251	251
L2G32601	1	BOOKSHELF W. 900 H. 771 D.328 One-s.	212	212
L2G32401	1	BOOKSHELF W. 450 H. 771 D.328 One-s.	188	188
L2G32601	1	BOOKSHELF W. 900 H. 771 D.328 One-s.	268	268
L2G32401	1	BOOKSHELF W. 450 H. 771 D.328 One-s.	188	188
L2G36400	1	BOOKSHELF W. 450 H.2243 D.328 Walk-t.	279	279
L2G36600	1	BOOKSHELF W. 900 H.2243 D.328 Walk-t.	397	397
L2G36400	1	BOOKSHELF W. 450 H.2243 D.328 Walk-t.	279	279
L2M00195	2	DROP-DOWN DOOR TH.22 W.1797 H.364	488	488
L2M00193	1	DROP-DOWN DOOR TH.22 W.1347 H.364	244	244
L2H00210	4	METAL PARTITION W. 225x338x300	692	692
L2K05022	1	BOX TEKA BOOKSHELF W.869 H.1074	1.626	1.626
L2K05057	1	MIRROR BACK x TEKA W.834 H.1036	220	220
L2G09328	3	BOOKSH.BACK 8mm H.1825x435	105	201
L2G09368	1	BOOKSH.BACK 8mm H.1825x884	60	125
L2G09511	4	BACK PANEL 12mm H.338 W.420	80	104
L2G09513	4	BACK PANEL 12mm H.338 W.870	116	164
L2G36000	2	BOOKSH.SIDE H.2243 D.328	190	190
L2H00524	2	BOX C x BOOKSH. W.1334 H.368 D.478 D-d.door	1.144	1.144
<b>TOTAL</b>			<b>7.844</b>	<b>8.077</b>
<b>Wall B</b>				
L2L40037	1	SIDEBOARD MODULO W.2402 H.552 D.478	1.305	2.340
L2L00128	1	BASE KAKO SIDEB. 900 H.204 D.478	494	494
L2K04952	1	GLASS TOP W/SIDE PANELS W.900 H.276x456	105	125
<b>TOTAL</b>			<b>1.904</b>	<b>2.959</b>

Exclusief BTW en montage. Afhaling magazijn Limburg.  
**NU MET 10% KORTING**

